

Lesson Plan

RE, ART & SCIENCE

8AM-8:30AM

Reading Eggs

READING EGGS

8:30AM-8:50AM

Watch the tooth decay powerpoint and have the discussions attached to it

POWERPOINT

8:50AM-9:10AM

Complete the tooth decay science worksheet & start the experiment

TOOTH DECAY SCIENCE WORKSHEET

9:10AM

Use the attached worksheet to start recording the experiment over 5 days

RECORDING SHEET

910AM-9:20AM

Use the attached worksheet to complete the online interactive teeth & their functions worksheet

WORKSHEET

9:20AM-9:45AM

We have a keyboard at open which we will be using the learn to play the piano using the attached book. Use the picture opposite to buy a keyboard

BOOK

OPTIONAL RESOURCES



OBJECTIVES

☐


To understand how different food & drink can affect the teeth

☐

Learn to play piano

☐☐

OPTIONAL EXTRAS



Lesson Plan

• RE, ART & SCIENCE •

9:45AM-10AM

Work on the Carol Vorderman vocabulary books

10AM-10:30AM

Telling the time worksheet and Long multiplication worksheet. Watch the video too to help

WORKSHEET & VIDEO

10:30AM-11:15AM

Watch the Frida Kahlo powerpoint (Mexican artist) then complete the self portrait activity sheet. Use the how to draw a face to help

HOW TO POWERPOINT & ACTIVITY SHEET

11:15AM-11:45AM

Watch the Lent powerpoint about Jesus in the wilderness & then the Adam & Eve temptation powerpoint to discuss temptation



POWERPOINT 1 & POWERPOINT 2

11:45AM-12:00PM

Make the Creation wheel activity

CREATION WHEEL

OPTIONAL RESOURCES



OBJECTIVES

☐

To understand temptation

☐

To be reminded of how the bible speaks about creation

☐☐